



572T VARISTONE™ Shower/Bathtub Walls

Fiberglass • Fits Most Square & Rectangular Showers and 5 Ft. Bathtubs



All of these alcoves feature Mustee's 572T VARISTONE™ Shower/Bathtub Walls with a classic tiled look

The exquisite elegance and timeless design of Mustee's Model 572T fiberglass VARISTONE™ Shower/Bathtub Walls combine fashion with function to enhance your bathroom.



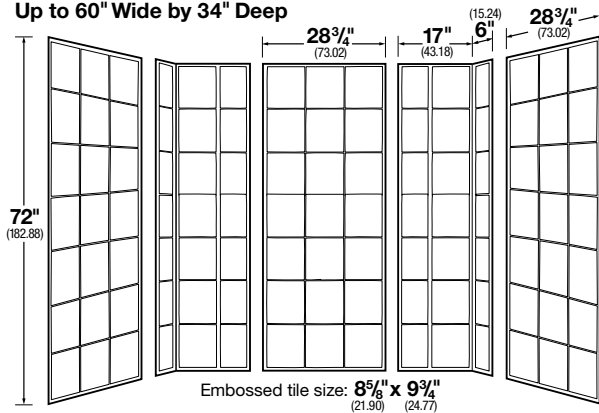
- Produced from high-grade, reinforced, molded fiberglass for optimum strength and impact resistance using matched metal molds under heat and pressure.
- Ideal for new or remodel projects...
 - Fits DURABASE® Shower Floors (see reverse side) as well as bases from other manufacturers.
 - Fits all Topaz™ Fiberglass Bathtubs, as well as standard 30" x 60" or 32" x 60" bathtubs of other manufacturers.
- Fits alcoves up to 60" wide by 34" deep or up to 39" wide by 42" deep
- Tall wall – 72" high
- Embossed, large (8-5/8" x 9-3/4") tile pattern on all panels
- Five (5) panel system with seamless corner panels and overlapping edges, create a watertight wall surround.
- Adhesive mounts to drywall or like surfaces
- Available in white or bone
- Smooth, colorfast semi-gloss finish, resists scuffs.
- Mold and mildew-resistant...easy to clean
- Available STYLEMATE® shower enclosures feature tempered safety glass and a range of finishes.



572T VARISTONE™ Fiberglass Shower/Bathtub Walls

Specifications

Up to 60" Wide by 34" Deep



572T VARISTONE™ Shower/Bathtub Walls

Model	Color
572TWH	White
572TBN	Bone

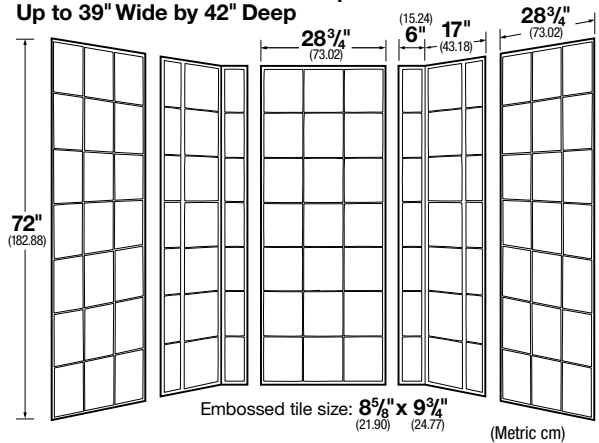
General: Furnish and install as shown on plans, fiberglass VARISTONE™ Shower/Bathtub Walls Model ____ (572TWH, 572TBN) as manufactured by E.L. Mustee & Sons, inc.

Shall be semi-gloss, 5-piece wall system. Panels are molded using matched metal molds under extreme heat and pressure with a minimum thickness of 125 mils. Shall meet ANSI Specifications Z 124.1.2 Colors: ____ (White, Bone)

Carton contains two (2) side, one (1) center, two (2) corner panels and easy to follow, illustrated installation instructions. Carton is 75/8" x 32" x 76" and weighs 110 lbs.

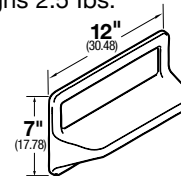
Requires five (5) or more 11 oz. cartridges of panel adhesive labeled for bonding to Bathtub or Shower walls. Do not use adhesive containing tar, asphalt, lacquer thinner or toluene.

Reverse Corner Panels for Deep Alcoves Up to 39" Wide by 42" Deep



572.300 VARISTONE™ Shelves – order desired number of shelves separately. Sturdy, adhesive mounted shelf is easy to install. Carton is 12" x 7-1/4" x 4" and weighs 2.5 lbs.

Model	Color
572.300	White
572.300BN	Bone
572.300BT	Biscuit



General: Furnish and install as shown on plans, VARISTONE™ Shower/Bathtub Shelf model ____ (572.300, White; 572.300BN, Bone; 572.300BT, Biscuit), as manufactured by E.L. Mustee & Sons, Inc. Shall be semi-gloss, 1-piece molded shelf using matched metal molds under extreme heat and pressure. Shall meet ANSI Specification Z 124.2 and 124.1.



572T VARISTONE™ Shower/Bathtub Walls fit Mustee's DURABASE®, Barrier-Free and CAREGIVER® Shower Floors, as listed.

DURABASE® Shower Floors SQUARE

Size	Model	Color
32" x 32"	3232M	White, Bone
34" x 34"	3434M	White
36" x 36"	3636M	White, Bone, Biscuit

RECTANGULAR

32" x 48"	3248M	White, Bone, Biscuit
32" x 54"	3254M	White
32" x 60"	3260M	White
34" x 42"	3442M	White, Bone, Biscuit
34" x 48"	3448M	White, Bone, Biscuit
34" x 54"	3454M	White, Bone
34" x 60"	3460M	White, Bone, Biscuit
42" x 36"	4236M	White

CAREGIVER® Shower Floors ShowerTub™

Size	Model	Color
30" x 60"	3060L	White
30" x 60"	3060LBN	Bone
30" x 60"	3060R	White
30" x 60"	3060RBN	Bone

TRANSFER FLOOR

37" x 39"	3739M	White
37" x 39"	3739BN	Bone

BARRIER-FREE floor and ramp

30" x 60"	360L	White
30" x 60"	360LBN	Bone
30" x 60"	360R	White
30" x 60"	360RBN	Bone

572T VARISTONE™ Shower/Bathtub Walls fit any manufacturer's 30" x 60" or 32" x 60" bathtub requiring extra high bathtub walls.

To reorder, specify ADV-486